

# How to do a nasal Rapid Antigen Test

There are many types of nasal and saliva Rapid Antigen Tests (RAT).

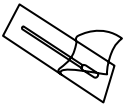
**Here are some basic steps to follow.**



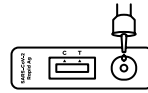
1. Wash your hands.



5. Put cap on tube.



2. Open packaging.




6. Put 4 drops on test.



3. Swab both nostrils 4 times.



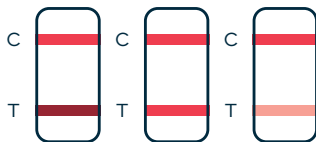
7. Wait 15 to 30 minutes.



4. Put swab in solution tube.  
Swirl 10 seconds.  
Remove swab.



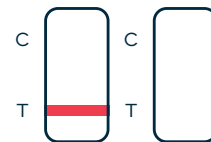
8. Read result  
(see below).



**✘ Positive**  
(you have COVID)



**✔ Negative**  
(you do NOT have COVID)



**? Invalid**

**If positive, isolate and report your result.**

Call **1800 675 398** or visit [coronavirus.vic.gov.au/report](https://coronavirus.vic.gov.au/report)



Carefully read instructions on the test packaging before you start.



Some tests have a QR code that you can scan to watch a video.

For more information visit: [coronavirus.vic.gov.au](https://coronavirus.vic.gov.au)



Department  
of Health